Data Sheet | Item Number: 857-400

Isolation amplifier; Current and voltage input signal; Current and voltage output signal; Zero/span adjustment; Configuration via DIP switch; Supply voltage: 24 VDC; 6 mm module width; 2,50 mm²

https://www.wago.com/857-400



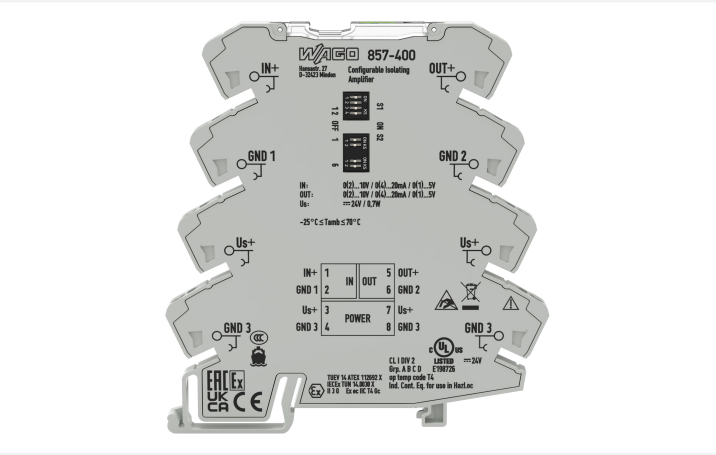

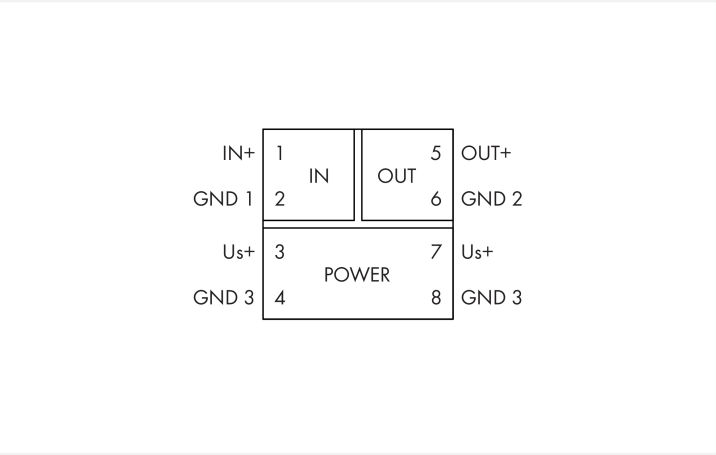

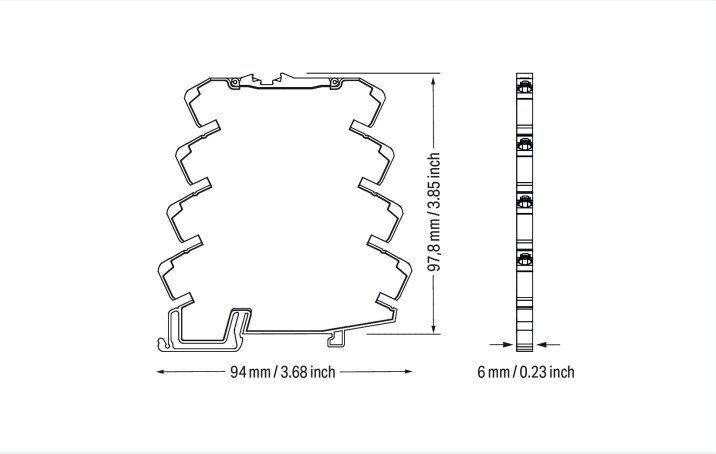

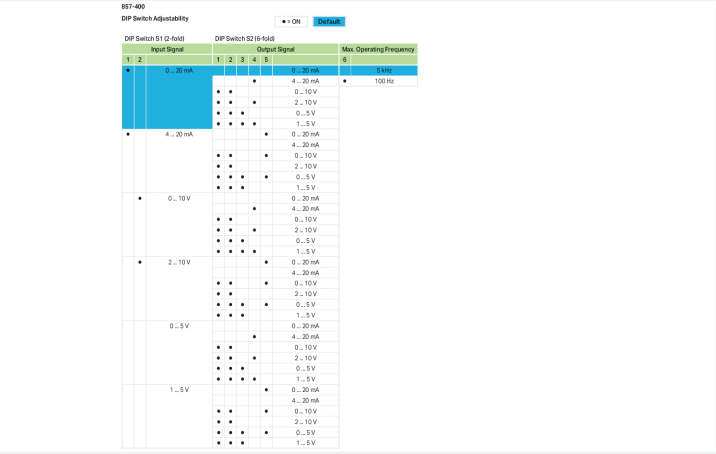

857-400

DIP Switch Adjustability

● = ON Default

DIP Switch S1 (2-fold)		DIP Switch S2 (6-fold)						
Input Signal		Output Signal						Max. Operating Frequency
1	2	1	2	3	4	5	6	
●	0 ... 20 mA						●	5 kHz
						●		100 Hz
						4 ... 20 mA		
		●	●			0 ... 10 V		
		●	●		●	2 ... 10 V		
		●	●	●		0 ... 5 V		
		●	●	●	●	1 ... 5 V		
●	4 ... 20 mA					0 ... 20 mA		
						4 ... 20 mA		
		●	●			0 ... 10 V		
		●	●			2 ... 10 V		
		●	●	●		0 ... 5 V		
		●	●	●		1 ... 5 V		
	●	0 ... 10 V				0 ... 20 mA		
					●	4 ... 20 mA		
		●	●			0 ... 10 V		
		●	●		●	2 ... 10 V		
		●	●	●		0 ... 5 V		
		●	●	●	●	1 ... 5 V		
	●	2 ... 10 V				0 ... 20 mA		
						4 ... 20 mA		
		●	●			0 ... 10 V		
		●	●			2 ... 10 V		
		●	●	●		0 ... 5 V		
		●	●	●	●	1 ... 5 V		
		0 ... 5 V				0 ... 20 mA		
					●	4 ... 20 mA		
		●	●			0 ... 10 V		
		●	●		●	2 ... 10 V		
		●	●	●		0 ... 5 V		
		●	●	●	●	1 ... 5 V		
		1 ... 5 V				0 ... 20 mA		
						4 ... 20 mA		
		●	●			0 ... 10 V		
		●	●		●	2 ... 10 V		
		●	●	●		0 ... 5 V		
		●	●	●	●	1 ... 5 V		

Short description:

WAGO's configurable signal conditioner converts, amplifies, filters and electrically isolates standard analog signals.

Features:

- Calibrated measurement range switching
- Switchable limit frequency

Continued on next page

Notes

Safety Information	Input and output must be safely isolated from any hazardous live parts!
Note	**Use shielded signal cables!** Only use shielded signal cables for analog input and output signals. This ensures the device maintains its specified accuracy and immunity to interference, even when external disturbances affect the signal cable. The 3 (Us+), 7 (Us+), 4 (GND 3) and 8 (GND 3) connections are internally commoned. Current carrying capacity between 3/4 and 7/8 connections: 1 A (max.)

Technical data

Configuration

Configuration options	DIP switch Potentiometer

Input

Input signal type	Voltage Current
Input signal (voltage)	0 ... 5 V 1 ... 5 V 0 ... 10 V 2 ... 10 V (calibrated, switchable)
Input signal (current)	0 ... 20 mA 4 ... 20 mA (calibrated, switchable)
Input resistance (current input)	≤ 50 Ω
Input resistance (voltage input)	≥ 100 kΩ
Input current (max.)	50 mA
Input voltage (max.)	30 V
Zero/span adjustment	±3 % of upper range value

Output (analog)

Output signal type	Current Voltage
Output signal (voltage)	0 ... 5 V 1 ... 5 V 0 ... 10 V 2 ... 10 V (calibrated (as delivered), switchable)
Output signal (current)	0 ... 20 mA 4 ... 20 mA 0 ... 10 mA 2 ... 10 mA (calibrated (as delivered), switchable)
Load impedance (voltage output)	≥ 2 kΩ
Load impedance (current output)	≤ 600 Ω

Signal Processing

Limit frequency	100 Hz / 5 kHz (configurable via DIP switch)
Step response (typ.)	3.5 ms (100 Hz) 100 µs (5 kHz)

Measurement Error

Transmission error (typ.)	≤ 0.1 % of upper-range value
Transmission error (max.)	≤ 0.2 % of upper-range value
Transmission error (under interference)	≤ 15 % of upper-range value
Temperature coefficient	≤ 0.01 %/K

Power Supply

Power supply type	24 VDC (SELV)
Nominal supply voltage U_S	24 VDC
Supply voltage range	±30 %
Current consumption (default)	≤ 30 mA
Current consumption (max.)	≤ 40 mA (I_{out} 20 mA; Load impedance: 600 Ω; U_S: 16.8 V)

Safety and protection

Rated Voltage	300 V
Protection type	IP20

Test voltage

Test voltage (input/output/supply)	3 kVAC; 50 Hz; 1 min

 Continued on next page

Insulation coordination	
Overvoltage category	II
Pollution degree	2
Insulation type (input/analog output/supply)	Functional insulation
Insulation type (adjacent devices)	Reinforced insulation (safe isolation)

Connection Data	
Connection technology	Push-in CAGE CLAMP®
Solid conductor	0.08 … 2.5 mm² / 28 … 14 AWG
Fine-stranded conductor	0.34 … 2.5 mm² / 22 … 14 AWG
Strip length	9 … 10 mm / 0.35 … 0.39 inches

Physical data	
Width	6 mm / 0.236 inches
Height	94 mm / 3.701 inches
Depth from upper-edge of DIN-rail	97.8 mm / 3.85 inches

Mechanical data	
Mounting type	DIN-35 rail

Material data	
Insulation material (main housing)	Polyamide (PA66)
Flammability class per UL94	V0
Fire load	0.489 MJ
Weight	43 g

Environmental requirements	
Ambient temperature (operation)	-25 … +70 °C
Ambient temperature (storage)	-40 … +85 °C
Processing temperature	-25 … +50 °C
Temperature range of connection cable	≥ ($T_{ambient}$ + 25 K)
Relative humidity	5 … 95 % (no condensation permissible)
Operating altitude (max.)	2000 m

Standards and Specifications	
Conformity marking	CE
EMC immunity to interference	EN 61000-6-2
EMC emission of interference	EN 61000-6-4
Standards/specifications	EN 61010-1 DNV UL 508

 Continued on next page

Commercial data

Product Group	6 (INTERFACE ELECTRONIC)
PU (SPU)	1 pcs
Packaging type	Bag
Country of origin	DE
GTIN	4045454471293
Customs tariff number	85437090300

Product Classification

UNSPSC	39121008
eCl@ss 10.0	27-21-01-20
eCl@ss 9.0	27-21-01-20
ETIM 9.0	EC002653
ETIM 10.0	EC002653
ECCN	NO US CLASSIFICATION

Environmental Product Compliance

CAS-No.	1303-86-2 1317-36-8 7439-92-1 75980-60-8
REACH Candidate List Substance	Diboron trioxide Lead Lead monoxide Phosphine oxide, diphenyl(2,4,6-trimethylbenzoyl)-
RoHS Compliance Status	Compliant,With Exemption
RoHS Exemption	7(a) 7(c)-I
SCIP notification number (Austria)	61dc3753-5e53-4bb5-9a50-f5aa17855efd
SCIP notification number (Belgium)	c0cac427-821b-4fee-853d-e625623f7640
SCIP notification number (Bulgaria)	b870ee7e-96a6-4693-a71e-ca604ee0becd
SCIP notification number (Czech Republic)	e7e38323-7816-4bca-823d-3b7279f03a44
SCIP notification number (Denmark)	6601305f-f71c-49d0-b0a8-1bb00e9b10a9
SCIP notification number (Finland)	f0f87a08-b417-4804-bef3-c3544e6ec13a
SCIP notification number (France)	7fece020-0230-4fff-8cee-bf52a792d4d6
SCIP notification number (Germany)	197024b5-9ab4-47ce-ad91-4e9856e8eff0
SCIP notification number (Hungary)	32b8cc06-78ff-4b21-86dd-dbc709b88954
SCIP notification number (Italy)	1a3b35dc-ce7d-420c-9c23-318120ddc4e0
SCIP notification number (Netherlands)	b772c60e-9cbe-49e9-8f7d-522704ecfa81
SCIP notification number (Poland)	dd653e15-62aa-4136-bfb4-6c245822ff06
SCIP notification number (Romania)	7347c6f8-21e0-4fd4-ab8f-e32d7983d5cc
SCIP notification number (Sweden)	dd90bd68-e44b-432d-98d3-fe7c80da2930

Approvals / Certificates

General approvals

Approval	Standard	Certificate Name
EAC GZO Almaty Standart	TP TC 020/2011	EAC CoC 03081
UL Underwriters Laboratories Inc. (ORDINARY LOCATIONS)	UL 508	E175199 Sec.4

Declarations of conformity and manufacturer's declarations

Approval	Standard	Certificate Name
EU-Declaration of Conformity WAGO GmbH & Co. KG	-	-
UK-Declaration of Conformity WAGO GmbH & Co. KG	-	-

 Continued on next page

Approvals for marine applications

Approval	Standard	Certificate Name
BV Bureau Veritas S.A.	Rules for class. of Steel Ships	40179_C0
DNV DNV Germany GmbH	DNV-CG-0339,Aug.2021	TAA00001D1
PRS Polski Rejestr Statków	-	TE/1098/880590/23

Approvals for hazardous areas

Approval	Standard	Certificate Name
ATEX TUEV Nord Cert GmbH	EN 60079-0	TUEV14ATEX112692X (II 3G Ex ec IIC T4 Gc)
CCC CNEX	CNCA-C23-01	2020312310000210 (Ex ec IIC T4 Gc)
IECEx TUEV Nord Cert GmbH	-	IECEX TUN14.0030X
UKEx WAGO GmbH & Co. KG	EN 60079-0	WAGO22UKEX004X
UL Underwriters Laboratories Inc. (HAZARDOUS LOCATIONS)	ANSI/ISA 12.12.01	E198726

Downloads

Environmental Product Compliance

Compliance Search

Environmental Product Compliance 857-400

Documentation

Manual

WAGO Isolating Amplifiers

Bid Text

857-400	18.07.2019	xml 6.10 KB	
857-400	18.07.2019	docx 19.31 KB	
857-400	18.07.2019	pdf 75.55 KB	

Instruction Leaflet

CCC Ex (Additional information)	26.04.2023	pdf 140.99 KB	
Messumformer und Trennverstärker	V 2.0.0 16.08.2022	pdf 2246.01 KB	

CAD/CAE-Data

CAD data

2D/3D Models 857-400

CAE data

EPLAN Data Portal 857-400

WSCAD Universe 857-400

ZUKEN Portal 857-400

 Continued on next page

1 Compatible Products

1.1 Optional Accessories

1.1.1 Installation

1.1.1.1 Mounting accessories

Item No.: 249-117
Screwless end stop; 10 mm wide; for DIN-rail 35 x 15 and 35 x 7.5; gray

Item No.: 249-197
Screwless end stop; 14 mm wide; for DIN-rail 35 x 15 and 35 x 7.5; gray

Item No.: 249-116
Screwless end stop; 6 mm wide; for DIN-rail 35 x 15 and 35 x 7.5; gray

1.1.2 Interface module

1.1.2.1 Interface adapters

Item No.: 857-980
Interface adapter; 16-pole; analog

1.1.3 Jumper

1.1.3.1 Jumper

Item No.: 281-482
Jumper; 2-way; insulated; gray

Item No.: 859-410/000-006
Jumper; for jumper slot; 10-way; insulated; blue

Item No.: 859-410
Jumper; for jumper slot; 10-way; insulated; light gray

Item No.: 859-410/000-005
Jumper; for jumper slot; 10-way; insulated; red

Item No.: 859-410/000-029
Jumper; for jumper slot; 10-way; insulated; yellow

Item No.: 859-402/000-006
Jumper; for jumper slot; 2-way; insulated; blue

Item No.: 859-402
Jumper; for jumper slot; 2-way; insulated; light gray

Item No.: 859-402/000-005
Jumper; for jumper slot; 2-way; insulated; red

Item No.: 859-402/000-029
Jumper; for jumper slot; 2-way; insulated; yellow

Item No.: 859-403/000-006
Jumper; for jumper slot; 3-way; insulated; blue

Item No.: 859-403
Jumper; for jumper slot; 3-way; insulated; light gray

Item No.: 859-403/000-005
Jumper; for jumper slot; 3-way; insulated; red

Item No.: 859-403/000-029
Jumper; for jumper slot; 3-way; insulated; yellow

Item No.: 859-404/000-006
Jumper; for jumper slot; 4-way; insulated; blue

Item No.: 859-404
Jumper; for jumper slot; 4-way; insulated; light gray

Item No.: 859-404/000-005
Jumper; for jumper slot; 4-way; insulated; red

Item No.: 859-404/000-029
Jumper; for jumper slot; 4-way; insulated; yellow

Item No.: 859-405/000-006
Jumper; for jumper slot; 5-way; insulated; blue

Item No.: 859-405
Jumper; for jumper slot; 5-way; insulated; light gray

Item No.: 859-405/000-005
Jumper; for jumper slot; 5-way; insulated; red

Item No.: 859-405/000-029
Jumper; for jumper slot; 5-way; insulated; yellow

Item No.: 859-406/000-006
Jumper; for jumper slot; 6-way; insulated; blue

Item No.: 859-406
Jumper; for jumper slot; 6-way; insulated; light gray

Item No.: 859-406/000-005
Jumper; for jumper slot; 6-way; insulated; red

Item No.: 859-406/000-029
Jumper; for jumper slot; 6-way; insulated; yellow

Item No.: 859-407/000-006
Jumper; for jumper slot; 7-way; insulated; blue

Item No.: 859-407
Jumper; for jumper slot; 7-way; insulated; light gray

Item No.: 859-407/000-005
Jumper; for jumper slot; 7-way; insulated; red

 Continued on next page

1.1.3.1 Jumper

Item No.: 859-407/000-029
Jumper; for jumper slot; 7-way; insulated; yellow

Item No.: 859-408/000-006
Jumper; for jumper slot; 8-way; insulated; blue

Item No.: 859-408
Jumper; for jumper slot; 8-way; insulated; light gray

Item No.: 859-408/000-005
Jumper; for jumper slot; 8-way; insulated; red

Item No.: 859-408/000-029
Jumper; for jumper slot; 8-way; insulated; yellow

Item No.: 859-409/000-006
Jumper; for jumper slot; 9-way; insulated; blue

Item No.: 859-409
Jumper; for jumper slot; 9-way; insulated; light gray

Item No.: 859-409/000-005
Jumper; for jumper slot; 9-way; insulated; red

Item No.: 859-409/000-029
Jumper; for jumper slot; 9-way; insulated; yellow

1.1.4 Marking

1.1.4.1 Marker

Item No.: 793-5501
WMB marking card; as card; for terminal block width 5 - 17.5 mm; stretchable 5 - 5.2 mm; plain; snap-on type; white

Item No.: 793-502
WMB marking card; as card; MARKED; 1 ... 10 (10x); not stretchable; Horizontal marking; snap-on type; white

Item No.: 793-566
WMB marking card; as card; MARKED; 1 ... 50 (2x); not stretchable; Horizontal marking; snap-on type; white

Item No.: 793-503
WMB marking card; as card; MARKED; 11 ... 20 (10x); not stretchable; Horizontal marking; snap-on type; white

Item No.: 793-504
WMB marking card; as card; MARKED; 21 ... 30 (10x); not stretchable; Horizontal marking; snap-on type; white

Item No.: 793-505
WMB marking card; as card; MARKED; 31 ... 40 (10x); not stretchable; Horizontal marking; snap-on type; white

Item No.: 793-506
WMB marking card; as card; MARKED; 41 ... 50 (10x); not stretchable; Horizontal marking; snap-on type; white

Item No.: 793-501
WMB marking card; as card; not stretchable; plain; snap-on type; white

Item No.: 2009-115
WMB-Inline; for Smart Printer; 1500 pieces on roll; stretchable 5 - 5.2 mm; plain; snap-on type; white

1.1.4.2 Marking strip

Item No.: 2009-110
Marking strips; for Smart Printer; 50 m on roll; not stretchable; plain; snap-on type; white

1.1.5 Power supply

1.1.5.1 Power Supply

Item No.: 787-2852
Switched-mode power supply; 1-phase; 24 VDC output voltage; 1 A output current

Continued on next page

1.1.6 Terminal blocks

1.1.6.1 Supply and through module

Item No.: 857-979
Supply and through module

1.1.7 Tool

1.1.7.1 Operating tool

Item No.: 210-720
Operating tool; Blade: 3.5 x 0.5 mm; with a partially insulated shaft; multicoloured

Installation Notes

Configuring



Configuration via DIP switch

Commoning



Commoning, not discrete wiring – Same out-line allows use of a single in-line, push-in jumper.