Data Sheet | Item Number: 793-5501/000-006

WMB marking card; as card; for terminal block width 5 - 17.5 mm; stretchable 5 - 5.2 mm; plain; snap-on type; blue

https://www.wago.com/793-5501/000-006



Color: blue

Similar to illustration



Similar to illustration

Custom Marking

These markers can also be conveniently customized using our WAGO Configurator Smart Designer.
Simply click on the "Configure" button on the right, and label the markers as needed. Before ordering, you must register the configurator.

For re-orders, use the provided item number; this number can also be found in your software projects.

Have questions about the WAGO Configurator Smart Designer?
Please email them to smart.designer@wago.com .

Technical data	
Marking method	Plotting
Marking	plain
Delivery form	Marker card
Delivery form configuration	10 strips with 10 markers per card
Flammability class per UL94	V2

Physical data	
Marker/strip width	5 ... 5.2 mm
Marker width	5 mm

Mechanical data	
Smear resistance	EN 60998-1:2004

Continued on next page

Material data

Color	blue
UV resistance	EN 60068-2-5:2010 Procedure B
Halogen-free	Yes
Weight	8.8 g
Fire load	0.264 MJ

Environmental requirements

Ambient temperature (storage)	-40 … +60 °C
Ambient temperature (operation)	-60 … +105 °C
Relative humidity	20 … 95 %

Commercial data

PU (SPU)	50 (5) pcs
Packaging type	Box
Country of origin	DE
GTIN	4045454001964
Customs tariff number	39269097900

Product Classification

UNSPSC	39131505
eCl@ss 10.0	27-14-11-37
eCl@ss 9.0	27-14-11-37
ETIM 9.0	EC000761
ETIM 10.0	EC000761
ECCN	NO US CLASSIFICATION

Environmental Product Compliance

RoHS Compliance Status	Compliant,No Exemption

Downloads

Environmental Product Compliance

Compliance Search

Environmental Product Compliance
793-5501/000-006

Documentation

Bid Text

793-5501/000-006	19.02.2019	xml 2.62 KB	
793-5501/000-006	04.01.2018	doc 23.50 KB	

Continued on next page

CAD/CAE-Data

CAD data	CAE data
2D/3D Models 793-5501/000-006	EPLAN Data Portal 793-5501/000-006
	ZUKEN Portal 793-5501/000-006

Installation Notes

Application



Separating a strip from the WMB or WMB marker card.

Stretching a WMB marker strip.

Separating an individual marker from the WMB marker strip – for larger terminal blocks.

Snapping a marking strip into the marker slot.

Marking

Snapping a WMB marker strip into the marker slot of the double marker carrier.

Snapping a marking strip into the marker slot.