Data Sheet | Item Number: 769-603

1-conductor male connector; CAGE CLAMP®; 4 mm²; Pin spacing 5 mm; 3-pole; 4,00 mm²; gray

https://www.wago.com/769-603



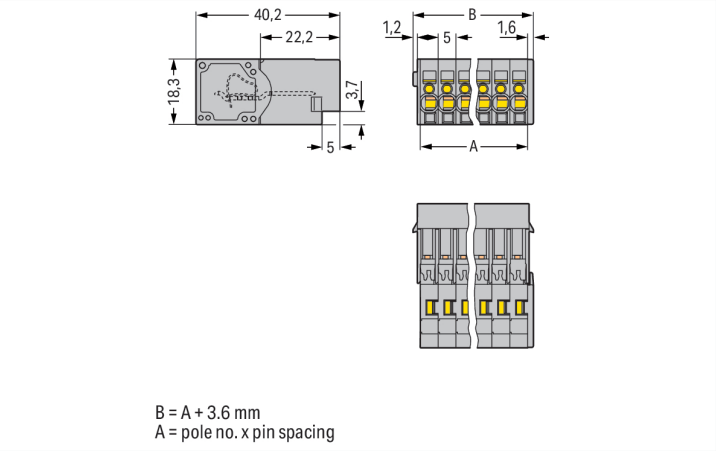

Color: gray

Dimensions in mm

Male connector, 769 Series, operating tool

This male connector (item number 769-603) simplifies electrical installations. Conductors can only be connected to this male connector if their strip length is between 8 and 9 mm . Pluggable rail-mount terminal blocks are mainly used in switchgear units and control systems (e.g., in railroad technology). They are essentially a combination of rail-mount terminal blocks and pluggable connectors. You can also pre-assemble installations thanks to the variable wiring system. This saves both time and money during manufacture, installation, operation, and maintenance. Featuring conductor terminals along with CAGE CLAMP®, this connector outperforms the competition. Our CAGE CLAMP® connection offers a safe and maintenance-free way to connect all types of conductors. You do not need to prepare the conductor in any way, such as by crimping ferrules. Dimensions: (18.6 x 18.3 x 40.2) mm (width x height x depth). Depending on the conductor type, this male connector is suitable for conductor cross sections ranging from 0.08 mm² to 4 mm².

Proven and maintenance-free – the CAGE CLAMP® universal connection

This male connector/plug is operated with an operating tool.

- Compact sizes
- Ready to install, immediately usable
- Actuation via operating tool
- 3 connection points
- Pin spacing: 5 mm

Electrical data

Ratings per IEC/EN

Nominal voltage (III/3)	500 V
Rated impulse withstand voltage (III / 3)	6 kV
Rated current	32 A
Legend (ratings)	(III / 3) ≙ Overvoltage category III / Pollution degree 3

General information

Wiring direction	Front-entry wiring

Continued on next page

Connection Data

Clamping units	3
Total number of potentials	3

Connection 1

Connection technology	CAGE CLAMP®
Actuation type	Operating tool
Connectable conductor materials	Copper
Nominal cross-section	4 mm² / 12 AWG
Solid conductor	0.08 … 4 mm² / 28 … 12 AWG
Fine-stranded conductor	0.08 … 4 mm² / 28 … 12 AWG
Strip length	8 … 9 mm / 0.31 … 0.35 inches
Pole number	3

Physical data

Pin spacing	5 mm / 0.197 inches
Width	18.6 mm / 0.732 inches
Height	18.3 mm / 0.72 inches
Depth	40.2 mm / 1.583 inches

Mechanical data

Variable coding	Yes
Direct ground contact to DIN-rail/drilled hole/housing	No
Mounting type	Flying leads
Anti-rotation protection	Yes

Plug-in connection

Contact type (pluggable connector)	Male connector/plug
Connector (connection type)	for conductor
Mismating protection	No

Material data

Note (material data)	Information on material specifications can be found here
Color	gray
Material group	I
Insulation material (main housing)	Polyamide (PA66)
Flammability class per UL94	V0
Fire load	0.173 MJ
Weight	9.3 g

Environmental requirements

Processing temperature	-35 … +85 °C
Continuous operating temperature	-60 … +105 °C

 Continued on next page

Commercial data

Product Group	18 (X-COM-System)
PU (SPU)	100 pcs
Packaging type	Box
Country of origin	PL
GTIN	4044918520799
Customs tariff number	85366930000

Product Classification

UNSPSC	39121409
eCl@ss 10.0	27-14-11-06
eCl@ss 9.0	27-14-11-06
ETIM 9.0	EC001284
ETIM 10.0	EC001284
ECCN	NO US CLASSIFICATION

Environmental Product Compliance

RoHS Compliance Status	Compliant,No Exemption

Approvals / Certificates

General approvals

Approval	Standard	Certificate Name
CCA DEKRA Certification B.V.	EN 60947	NTR NL-7626
CCA DEKRA Certification B.V.	EN 61984	2190419.02
CCA DEKRA Certification B.V.	IEC 61984	NL-47799/A1
CSA CSA Group	C22.2	1101144
KEMA/KEUR DEKRA Certification B.V.	EN 60947	2190419.01
UL Underwriters Laboratories Inc.	UL 1059	E45172
UL Underwriters Laboratories Inc.	UL 1977	20151210-E45171

Declarations of conformity and manufacturer's declarations

Approval	Standard	Certificate Name
EU-Declaration of Conformity WAGO GmbH & Co. KG	-	-
Railway WAGO GmbH & Co. KG	-	Z00004428.000

Approvals for marine applications

Approval	Standard	Certificate Name
DNV GL Det Norske Veritas, Germanischer Lloyd	-	TAE00001V2
PRS Polski Rejestr Statków	-	TE/1094/880590/23

 Continued on next page

Downloads

Environmental Product Compliance

Compliance Search

Environmental Product Compliance 769-603

Documentation

Bid Text

769-603	19.02.2019	xml 3.09 KB	
769-603	04.10.2017	doc 24.50 KB	

CAD/CAE-Data

CAD data

2D/3D Models 769-603

CAE data

EPLAN Data Portal 769-603

WSCAD Universe 769-603

ZUKEN Portal 769-603

1 Compatible Products

1.1 System counterpart

1.1.1 Female connector/socket

Item No.: 769-103
1-conductor female connector; CAGE CLAMP®; 4 mm²; Pin spacing 5 mm; 3-pole; coding finger; 4,00 mm²; gray

Item No.: 769-103/021-000
1-conductor female connector; CAGE CLAMP®; 4 mm²; Pin spacing 5 mm; 3-pole; coding finger; Lateral locking levers; 4,00 mm²; gray

Item No.: 769-123
2-conductor female connector; CAGE CLAMP®; 4 mm²; Pin spacing 5 mm; 3-pole; coding finger; 4,00 mm²; gray

1.2 Optional Accessories

1.2.1 Coding

1.2.1.1 Coding

Item No.: 769-435
Coding pin; for coding of female plugs; for carrier terminal blocks / male connectors; orange

 Continued on next page

1.2.2 Ferrule

1.2.2.1 Ferrule

Item No.: 216-201
Ferrule; Sleeve for 0.5 mm² / 20 AWG; insulated; electro-tin plated; electrolytic copper; acc. to DIN 46228, Part 4/09.90; white

Item No.: 216-101
Ferrule; Sleeve for 0.5 mm² / AWG 22; uninsulated; electro-tin plated; silver-colored

Item No.: 216-202
Ferrule; Sleeve for 0.75 mm² / 18 AWG; insulated; electro-tin plated; gray

Item No.: 216-102
Ferrule; Sleeve for 0.75 mm² / 18 AWG; uninsulated; electro-tin plated; silver-colored

Item No.: 216-203
Ferrule; Sleeve for 1 mm² / AWG 18; insulated; electro-tin plated; red

Item No.: 216-103
Ferrule; Sleeve for 1 mm² / AWG 18; uninsulated; electro-tin plated

Item No.: 216-204
Ferrule; Sleeve for 1.5 mm² / AWG 16; insulated; electro-tin plated; black

Item No.: 216-104
Ferrule; Sleeve for 1.5 mm² / AWG 16; uninsulated; electro-tin plated; silver-colored

Item No.: 216-206
Ferrule; Sleeve for 2.5 mm² / AWG 14; insulated; electro-tin plated; blue

1.2.3 Insulation stop

1.2.3.1 Insulation stop

Item No.: 769-470
Insulation stop; 0.08 - 0.2 mm² "s" (0.14 mm² "f-st"); 5 pieces/strip; white

Item No.: 769-471
Insulation stop; 0.25 - 0.5 mm²; 5 pieces/strip; light gray

Item No.: 769-472
Insulation stop; 0.75 - 1 mm²; 5 pieces/strip; dark gray

1.2.4 Marking

1.2.4.1 Marker

Item No.: 248-501
Mini-WSB marking card; as card; not stretchable; plain; snap-on type; white

1.2.4.2 Marking strip

Item No.: 210-831
Marking strips; 25 m on roll; 2.3 mm wide; plain; Self-adhesive; white

Item No.: 210-832
Marking strips; 25 m on roll; 3 mm wide; plain; Self-adhesive; white

Item No.: 210-834
Marking strips; 25 m on roll; 5 mm wide; plain; Self-adhesive; white

Item No.: 210-833
Marking strips; 25 m on roll; 6 mm wide; plain; Self-adhesive; white

Continued on next page

1.2.5 Protective warning marker

1.2.5.1 Cover

Item No.: 280-415
Protective warning marker; for 5 terminal blocks; with high-voltage symbol, black; yellow

1.2.6 Strain relief

1.2.6.1 Strain relief

Item No.: 769-1603
Strain relief housing; for female and male connectors; 2 parts; Pin spacing 5 mm; 3-pole; gray

Item No.: 769-411
Strain relief plate; for female and male connectors; 1 part; Pin spacing 5 mm; 2- to 3-pole; gray

1.2.7 Tool

1.2.7.1 Operating tool

Item No.: 210-490
Operating tool

Item No.: 769-434
Operating tool; made of insulating material; 1-way; loose; white

Installation Notes

Conductor termination

Operating tool
Inserting a conductor via operating tool (example shows a male connector).

Application

Male connector with CAGE CLAMP® connection
1-connector female plug, straight

 Continued on next page

Marking



Labeling a male connector with CAGE CLAMP® connection via Mini-WSB Quick Markers.