Data Sheet | Item Number: 750-8212

Controller PFC200; 2nd Generation; 2 x ETHERNET, RS-232/-485

https://www.wago.com/750-8212

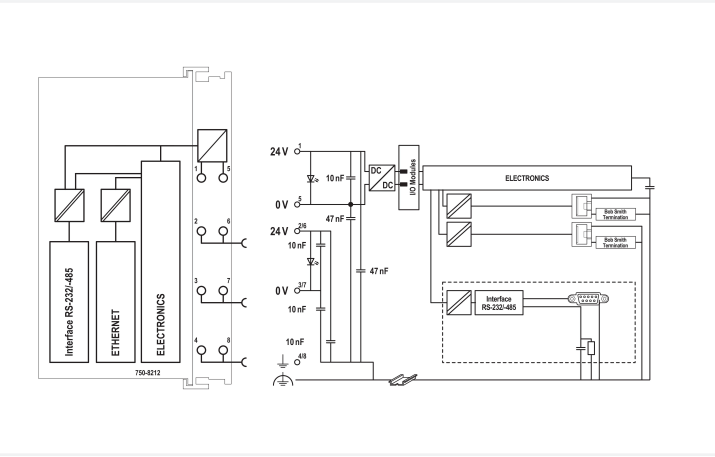

Color: ■ light gray

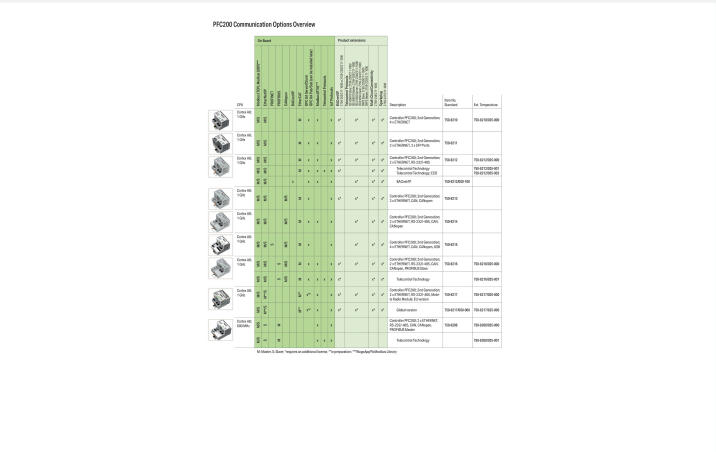

PFC200 Communication Options Overview

	CPU	On Board: Modbus TCP Master/Slave[1]/[2]/[3]	On Board: Modbus UDP[1]/[2]	On Board: Modbus RTU[1]/[2]	On Board: ETHERNET	On Board: EtherNet/IP™ Adapter (Slave)	On Board: EtherNet/IP™ Scanner	On Board: EtherCAT® Master	On Board: OPC UA Server/Client	On Board: OPC UA Pub/Sub (can be installed later)	On Board: MQTT	On Board: RS-232	On Board: RS-485	Product extensions: Communication Modules: Serial: RS-232	Product extensions: Communication Modules: Serial: RS-485	Product extensions: Communication Modules: Fieldbus: PROFIBUS DP V1 Slave	Product extensions: Communication Modules: Fieldbus: PROFIBUS DP V1 Master	Product extensions: Communication Modules: Fieldbus: CANopen Slave	Product extensions: Communication Modules: Fieldbus: CANopen Master	Description	Item No. Standard	Int. Temperature
	Codesys 400 1GHz	Yes	Yes	Yes			■	•	•	•	✓*	✓*	✓*	✓*						Controller PFC200; 2nd Generation; 2 x ETHERNET	750-8210	750-8210/025-000
	Codesys 400 1GHz	Yes	Yes	Yes			■	•	•	•	✓*	✓*	✓*	✓*						Controller PFC200; 2nd Generation; 2 x ETHERNET, 2 x SKP Port	750-8211	
	Codesys 400 1GHz	Yes	Yes	Yes			■	•	•	•	✓*	✓*	✓*	✓*						Controller PFC200; 2nd Generation; 2 x ETHERNET, RS-232/-485	750-8212	750-8212/025-000
		Yes	Yes	Yes			■	•	•	•	✓*		✓*	✓*						Telecontrol Technology: Telecontrol Technology: CS101		750-8212/025-001 750-8212/025-003
		Yes	Yes	Yes		•		•	•	•		✓*	✓*	✓*						MQTT	750-8212/025-100	
	Codesys 400 1GHz	Yes	Yes	Yes	Yes	■	•			•	✓*	✓*	✓*	✓*						Controller PFC200; 2nd Generation; 2 x ETHERNET, CAN, CANopen	750-8212	
	Codesys 500 1GHz	Yes	Yes	Yes	Yes	■	•			•		✓*	✓*	✓*						Controller PFC200; 2nd Generation; 2 x ETHERNET, RS-232/-485, CAN, CANopen	750-8213	
	Codesys 500 1GHz	Yes	Yes	Yes	Yes	■	•			•		✓*	✓*	✓*						Controller PFC200; 2nd Generation; 2 x ETHERNET, CAN, CANopen, USB	750-8215	
	Codesys 400 1GHz	Yes	Yes	Yes	Yes	■	•	•	•	•	✓*	✓*	✓*	✓*						Controller PFC200; 2nd Generation; 2 x ETHERNET, RS-232/-485, CAN, CANopen, PROFIBUS Slave	750-8216	750-8216/025-000
		Yes	Yes	Yes	Yes								✓*	✓*						Telecontrol Technology		750-8216/025-001
	Codesys 400 1GHz	Yes	Yes	Yes	Yes	■	✓**	•	•	•	✓*	✓*	✓*	✓*						Controller PFC200; 2nd Generation; 2 x ETHERNET, RS-232/-485, Modem to Radio Module, Extension	750-8217	750-8217/000-000
		Yes	Yes	Yes	Yes		✓**	•	•	•			✓*	✓*						Collaboration	750-8217/000-060	750-8217/025-000
	Codesys 400 1GHz	Yes	Yes	Yes				•	•	•										Controller PFC200; 2 x ETHERNET, RS-232/-485, CAN, CANopen, PROFIBUS Master	750-8220	750-8220/025-000
		Yes	Yes	Yes				•	•	•										Telecontrol Technology		750-8220/025-001

■: Ethernet, S: Slave, *: requires an additional license, **: in preparation, ***: Upgradeable Firmware Library

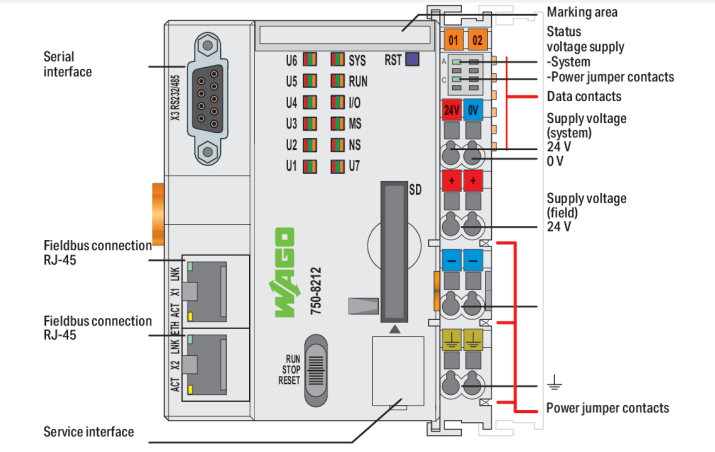

The PFC200 Controller is a compact PLC for the modular WAGO I/O System. Besides network and fieldbus interfaces, the controller supports all digital, analog and specialty modules found within the 750/753 Series.
Two ETHERNET interfaces and an integrated switch enable line topology wiring.
An integrated Webserver provides user configuration options, while displaying PFC200 status information.
Besides the processing industry and building automation, typical applications for the PFC200 include standard machinery and equipment control (e.g., packaging, bottling and manufacturing systems, as well as textile, metal and wood processing machines).
Programming per IEC 61131-3

- Programmable with CODESYS V3.5 from Firmware Release 23, WAGO-I/O-PRO V2.3 or ***e!COCKPIT*** up to Firmware Release 22
- Direct connection of WAGO's I/O modules
- 2 x ETHERNET (configurable), RS-232/-485
- Linux operating system with PREEMPT_RT patch
- Configuration via CODESYS or Web-Based Management user interface
- Maintenance-free

Technical data

Communications	Modbus TCP master/slave Modbus (UDP), WagoAppPlcModbus Library Modbus (RTU), WagoAppPlcModbus Library ETHERNET EtherNet/IP™ Adapter (slave) EtherNet/IP™ Scanner EtherCAT® Master OPC UA Server/Client OPC UA Pub/Sub (can be installed later) MQTT RS-232 serial interface RS-485 interface BACnet/IP, **requires an additional license** Telecontrol protocols, **requires an additional license**

Technical data

ETHERNET protocols	DHCP DNS NTP FTP FTPS SNMP HTTP HTTPS SSH
Telecontrol protocols	IEC 60870 (additional license as slave or master) IEC 61850 (additional license as Client or Server) DNP3 (additional license as Slave or Master)
Visualization	Web-Visu
Operating system	Real-time Linux (with PREEMPT_RT patch)
Support period for security updates	> 5 years
CPU	Cortex A8; 1 GHz
Programming languages per IEC 61131-3	Instruction List (IL) Ladder Diagram (LD) Function Block Diagram (FBD) Continuous Function Chart (CFC) Structured Text (ST) Sequential Function Chart (SFC)
Programming environment	CODESYS V3.5, Firmware Release 23 or higher ***e!****COCKPIT* (based on CODESYS V3) up to Firmware Release 22 WAGO-I/O-*PRO* V2.3 (based on CODESYS V2.3), up to Firmware Release 22
Configuration options	CODESYS V3 ***e!****COCKPIT* WAGO-I/O-*CHECK* Web-Based Management ***e!****RUNTIME* library CODESYS Library
Transmission rate	ETHERNET: 10/100 Mbit/s
Transmission medium (communication/fieldbus)	ETHERNET: Twisted pair S-UTP; 100 Ω; Cat. 5; 100 m maximum cable length
Main memory (RAM)	512 MB
Internal memory (flash)	4096 MB
Non-volatile hardware memory	128 KB
Program memory	CODESYS V2: 16 MB; CODESYS V3: 32 MB
Data memory	CODESYS V2: 64 MB; CODESYS V3: 128 MB
Non-volatile software memory	128 KB
Non-volatile software memory	128 KB
Type of memory card	SD and SDHC up to 32 GB (all guaranteed properties only valid with WAGO's memory card)
Memory Card Slot	Push-push mechanism; cover lid (sealable)
Number of modules per node (max.)	250
Number of modules without a bus extension (max.)	64
Input and output process image (internal) max.	1000 words/1000 words
Input and output process image (Modbus®) max.	CODESYS V2: 1000 words/1000 words; CODESYS V3: 32000 words/32000 words
Drift – system clock (25 °C)	20 ppm
Drift – Real Time Clock (25 °C)	3 ppm
RTC backup time (25 °C)	30 days
Indicators	LED (SYS, RUN, I/O, U1 … U7) red/green/orange: Status of system, program, local data bus, status programmable by user (can be used via CODESYS library); LED (A, B) green: Status of system power supply, field supply
Supply voltage (system)	24 VDC, SELV/PELV (-25 … +30 %); via wiring interface (CAGE CLAMP® connection); External fuse required: 2 A slow-blow
Input current (typ.) at nominal load (24 V)	550 mA
Total current (system supply)	1700 mA
Supply voltage (field)	24 VDC, SELV/PELV (-25 … +30 %); via power jumper contacts (supply via CAGE CLAMP® connection; distribution via spring contact); External fuse required: 10 A slow-blow
Current carrying capacity (power jumper contacts)	10 A
Number of outgoing power jumper contacts	3
Isolation	500 V system/field

 Continued on next page

Connection Data

Connection technology: communication/fieldbus	Modbus (TCP, UDP): 2 x RJ-45; Modbus RTU: 1 x D-sub 9 socket; RS-232 serial interface: 1 x D-sub 9 socket; RS-485 interface: 1 x D-sub 9 socket
Connection technology: system supply	2 x CAGE CLAMP®
Connection technology: field supply	6 x CAGE CLAMP®
Connectable conductor materials	Copper
Connection type	System/field supply
Solid conductor	0.08 … 2.5 mm² / 28 … 14 AWG
Fine-stranded conductor	0.08 … 2.5 mm² / 28 … 14 AWG
Strip length	8 … 9 mm / 0.31 … 0.35 inches
Connection technology: device configuration	1 x Male connector; 4-pole

Physical data

Width	78.6 mm / 3.094 inches
Height	100 mm / 3.937 inches
Depth	71.9 mm / 2.831 inches
Depth from upper-edge of DIN-rail	64.7 mm / 2.547 inches

Mechanical data

Mounting type	DIN-35 rail

Material data

Color	light gray
Housing material	Polycarbonate; polyamide 6.6
Fire load	2.272 MJ
Weight	214.8 g
Conformity marking	CE

Environmental requirements

Ambient temperature (operation)	0 … +55 °C
Ambient temperature (storage)	-25 … +85 °C
Protection type	IP20
Pollution degree	2 per IEC 61131-2
Operating altitude	without temperature derating: 0 … 2000 m; with temperature derating: 2000 … 5000 m (0.5 K/100 m); 5000 m (max.)
Mounting position	Horizontal left, horizontal right, horizontal top, horizontal bottom, vertical top and vertical bottom
Relative humidity (without condensation)	95 %
Vibration resistance	4g per IEC 60068-2-6
Shock resistance	15g per IEC 60068-2-27
EMC immunity to interference	per EN 61000-6-2, marine applications
EMC emission of interference	per EN 61000-6-3, marine applications
Exposure to pollutants	per IEC 60068-2-42 and IEC 60068-2-43
Permissible H_2S contaminant concentration at a relative humidity 75 %	10 ppm
Permissible SO_2 contaminant concentration at a relative humidity 75 %	25 ppm

 Continued on next page

Data Act

Pre-contractual Information	Data-Act-750-Series-Controller

Commercial data

PU (SPU)	1 pcs
Packaging type	Box
Country of origin	DE
GTIN	4055143758789
Customs tariff number	85371091990
Support period for security updates	> 5 years

Product Classification

UNSPSC	32151705
eCl@ss 10.0	27-24-26-07
eCl@ss 9.0	27-24-26-07
ETIM 9.0	EC000236
ETIM 10.0	EC000236
ECCN	NO US CLASSIFICATION

Environmental Product Compliance

CAS-No.	1303-86-2 1317-36-8 693-98-1 7439-92-1 79-94-7 80-43-3
REACH Candidate List Substance	2,2',6,6'-tetrabromo-4,4'-isopropylidenediphenol 2-methylimidazole Diboron trioxide Lead Lead monoxide Perfluorobutane sulfonic acid (PFBS) and its salts Peroxide, bis(1-methyl-1-phenylethyl)
RoHS Compliance Status	Compliant,With Exemption
RoHS Exemption	6(c) 7(a) 7(c)-I 7(c)-II 7c
SCIP notification number (Austria)	cdb3fb17-40de-4401-b69f-a4eba7617a35
SCIP notification number (Belgium)	9df949dc-8215-49fb-bc3d-b8138adf3d54
SCIP notification number (Bulgaria)	5e2cc238-0b57-44f5-841a-914b9a9106db
SCIP notification number (Czech Republic)	6f2ec62b-b1d7-41fd-bd08-53f1f066579b
SCIP notification number (Denmark)	dda30b2f-13b4-4ba2-8217-5f0911ac8064
SCIP notification number (Finland)	bfb94d6c-4452-4dc4-98bf-4cf30aeedaf9
SCIP notification number (France)	db8dc1da-3777-4580-86fe-b255678ad3e9
SCIP notification number (Germany)	cdb9d8e9-1c7c-4cb5-82a9-d1a354436f8c
SCIP notification number (Hungary)	f8f5a668-40a0-464c-b631-0b54aaa609d9
SCIP notification number (Italy)	3e3ff0a4-e76c-467a-a261-16166081f0f4
SCIP notification number (Netherlands)	610f023d-547b-4525-a177-7f59d1b13f66
SCIP notification number (Poland)	03c368e7-1dea-4f72-9fd1-9476580f0177
SCIP notification number (Romania)	37a892a9-87c6-421a-9519-f669f4cd6102
SCIP notification number (Sweden)	88ce2c4e-8c0c-411c-a562-f03f7e9471cd

 Continued on next page

Approvals / Certificates

General approvals

Approval	Standard	Certificate Name
EAC GZO Almaty Standart	TP TC 020/2011	EAC CoC 03083
KC National Radio Research Agency	Article 58-2, Clause 3	MSIP-REM-W43-PFC750
UL Underwriters Laboratories Inc. (ORDINARY LOCATIONS)	-	E175199

Declarations of conformity and manufacturer's declarations

Approval	Standard	Certificate Name
EU-Declaration of Conformity WAGO GmbH & Co. KG	-	-
UK-Declaration of Conformity WAGO GmbH & Co. KG	-	-

Approvals for marine applications

Approval	Standard	Certificate Name
ABS American Bureau of Shipping	-	25-0415412
BSH Bundesamt fuer Seeschiffahrt und Hydrographie	-	1104
BV Bureau Veritas S.A.	Rules for class. of Steel Ships	66711/A0
DNV DNV GL SE	DNV-CG-0339,Aug.2021	TAA0000194
KR Korean Register of Shipping	-	KR HMB05880-AC001
LR Lloyds Register EMEA	-	LR22180952TA
NK Nippon Kaiji Kyokai	Guidel. Perform. Type Approvals	TA25276M
PRS Polski Rejestr Statków	-	TE/1101/880590/23
RINA RINA Germany GmbH	-	ELE343521XG001

Approvals for hazardous areas

Approval	Standard	Certificate Name
ATEX TUEV Nord Cert GmbH	EN 60079-0	TUEV14ATEX148929X (II 3 G Ex ec IIC T4 Gc)
IECEx TUEV Nord Cert GmbH	IEC 60079-0	IECEx TUN 14.0035 X (Ex ec IIC T4 Gc)
INMETRO TÜV Rheinland do Brasil Ltda.	IEC 60079-0	TÜV 12.1297 X
KTL Korea Testing Laboratory	KOSHA Article 34, IEC60079-0	21-KA4BO-0557X
UKEx WAGO GmbH & Co. KG	EN 60079-0	UKCA_WA GO22UKEX003X_ec
UL Underwriters Laboratories Inc. (HAZARDOUS LOCATIONS)	UL 121201	E198726

Downloads

Environmental Product Compliance

Compliance Search

Environmental Product Compliance 750-8212

Continued on next page

Documentation

Manual

WAGO Solution Builder		
Function Manual for PFC100 2nd Generation, PFC200 2nd Generation and PFC300	3621366155 | 5 | en-US | 2026-02-03 07:08 06.02.2026	pdf 2460.24 KB
Cyber Security for Controller PFC100 / PFC200	V 1.2.1 12.02.2025	pdf 3344.50 KB
Product Manual PFC200 G2 2ETH RS	2100861323 | 2 | en-US | 8/6/2024 10:00 07.08.2024	pdf 3099.43 KB
System Manual Series 750/753		
Product Manual OPC UA Mapping Editor	V 1.1.0 11.03.2022	pdf 3314.23 KB
OPC_UA Mapping Editor		
Product Manual WAGO MODBUS Master Configurator	V 1.1.0	pdf 1761.59 KB
Product Manual Documentation WAGO Solution Builder	936373771 | 17 | en-US | 2026-09-03 07:27 04.09.2026	pdf 10574.60 KB
Migration Guide	2023631499 | 9 | en-US | 2026-01-15 14:41 20.01.2026	pdf 2705.60 KB
Migrationsleitfaden von e!COCKPIT-Projekten zu CODESYS V3.5		

Compatibility Information

Compatibility List DALI Sensors	V 1.2.4 19.02.2025	pdf 516.91 KB

System Description

Overview on WAGO-I/O-SYSTEM 750 approvals		pdf 770.48 KB
Controller PFC100/200, General Product Information		pdf 578.66 KB

Tutorial

Establish connection to a controller using SSH	1.0 05.08.2017	mp4 28368.02 KB
Set IP address with Ethernet Settings	3.0 18.12.2017	mp4 86272.82 KB
Installation Tutorial Application Controller		mp4 29848.12 KB

Additional Information

Wiring-Instructions	2.1.0 28.07.2022	pdf 2541.41 KB
Drawing Lighting Management maximum expansion	19.06.2018	pdf 1168.50 KB
Drawing Lighting Management minimun expansion	19.06.2018	pdf 464.61 KB
WAGO OPC UA Server	V 1.1.0 28.01.2021	pdf 1132.87 KB

Bid Text

Tender text Lighting Management		doc 78.50 KB
750-8212	19.02.2019	xml 9.88 KB
750-8212	21.11.2018	docx 21.85 KB
ausschreiben.de 750-8212		

Continued on next page

Instruction Leaflet			
CCC Ex (Additional information)	26.04.2023	pdf 159.76 KB	

Application Notes

Application Note CoDeSys 2.3			
Application note for installing a MySQL-Server on a PFC-Controller	1.0.4 16.05.2019	zip 4392.22 KB	
Application note Cloud Connectivity	2019-09-17 17.09.2019	zip 3973.74 KB	
HART Tool Routing via ETHERNET with 750-820x/750-88x and CODESYS 2.3 (a116120)	1.0.0 22.03.2019	pdf 3798.36 KB	
Erreichen der Linuxkonsole des PFC200 (a100701)	1.0.0 29.08.2016	zip 509.13 KB	
Using the web visualization with Java™ runtime environment (JRE, JVM) 7 update 51 (7u51) (a500690)	1.2.4 26.02.2019	zip 4896.43 KB	
Application Note PowerMeasurement_03 Library	19.01.2011 19.03.2012	zip 932.08 KB	
Application Note: DMX_02	26.04.2017 26.04.2017	zip 733.43 KB	
HVAC System Macros	10.03.2017 15.03.2019	zip 13252.92 KB	
Application Note: MpBus_03 Library	2020-08-14 14.08.2020	zip 513.66 KB	
Connection of a Thermokon Thanos SR L MODBUS room control unit to the WAGO-I/O-SYSTEM	02.05.2013 13.05.2013	zip 305.89 KB	
Anbindung der HKW-Elektronik Wetterprognose-Station WS-K xx T ModBus	1.1 07.07.2017	zip 762.78 KB	
Application Note Scheduler_03.lib	20.05.2011 20.05.2011	zip 1717.92 KB	
GRUNDFOS GENIbus interface, application note	20.03.2017 20.03.2017	zip 279.86 KB	
Connection of Thermokon Multi-function room control units WRF 08	10.04.2019 10.04.2019	zip 855.84 KB	
Connection of DMX devices to the WAGO-I/O-SYSTEM via the ArtNet-DMX STAGE-PROFI 1.1	11.01.2013 11.01.2013	zip 1450.63 KB	
Connection of Thermokon Multi-function room control units WRF 06	10.04.2019 08.04.2016	zip 826.10 KB	
Application Note for the 750-494 3-Phase Power Measurement Module	24.01.2014 11.11.2014	zip 1629.99 KB	
Application Note: EnOcean_06 Library	30.11.2016 30.11.2016	zip 822.25 KB	
Application Note for the 750-495 3-Phase Power Measurement Module	24.01.2014 24.01.2014	zip 1806.18 KB	

Application Note CoDeSys 2.3			
Application Note Library WagoDatalogger_02	2020-05-20 20.05.2020	zip 1256.74 KB	
Application Note Weather Station Elsner P03 Modbus	01.12.2011 28.10.2011	zip 269.09 KB	
Application note: DALI 753-647 Configuration Interface	V1.0.2 29.04.2019	zip 3032.71 KB	
HLK-Anlagenmakros für TRIC	2015-07-10 10.07.2015	zip 74963.43 KB	
Application Note Library ModuleAccess_01	05.01.2016 29.01.2016	zip 1001.22 KB	
Anwendungshinweis für die Steuerung eines Igus robolink	12.11.2015 12.11.2015	zip 1281.38 KB	

 Continued on next page

Application Note e!COCKPIT			
e!COCKPIT Application Note Application Weather Station	2021-11-08 06.12.2021	pdf 920.20 KB	
eCOCKPIT Application Note WagoAppMP_Bus	1.0.2 06.12.2021	pdf 625.92 KB	
eCOCKPIT Application Note WagoAppEnOcean	1.0.3 31.01.2023	pdf 804.01 KB	
eCOCKPIT application note WagoSolElsner	1.0.2 06.12.2021	pdf 512.20 KB	
eCOCKPIT Application Note WagoAppM_Bus	1.0.5 18.01.2022	pdf 1395.44 KB	
e!COCKPIT application note WagoAppDALI	2021-11-08 08.11.2021	pdf 2216.90 KB	
eCOCKPIT application note WagoAppBuilding	1.0.2 06.12.2021	pdf 1152.22 KB	
eCOCKPIT Application Note WagoAppSMI	2023-01-10 17.01.2023	zip 3598.46 KB	
eCOCKPIT Application Note WagoAppDatalogger	1.0.3 06.12.2021	pdf 1353.81 KB	
eCOCKPIT application note installation MySQL-Server	1.0.3 09.09.2019	pdf 1868.46 KB	
e!COCKPIT application note WagoSolHKW	1.0.2 06.12.2021	pdf 611.79 KB	
eCOCKPIT Application Note WagoAppKNX	1.0.3 06.12.2021	pdf 1109.70 KB	
eCOCKPIT Application Note WagoAppScheduler	2021-11-08 06.12.2021	pdf 964.05 KB	
eCOCKPIT Application Note WagoAppDMX	1.0.3 06.12.2021	pdf 749.91 KB	
e!COCKPIT Application Note HVAC macros	2021-12-06 06.12.2021	zip 10154.49 KB	
e!COCKPIT Application Note WagoAppControl-Suite	1.0.2 06.12.2021	pdf 831.57 KB	
CODESYS 3 Application Note WagoAppCloud	2022-11-04 04.11.2022	zip 2678.52 KB	
HART Tool Routing via ETHERNET with 750-820x and e!RUNTIME (a116130)	1.0.0 22.03.2019	pdf 2867.01 KB	
e!COCKPIT Application Note Mobotix	1.0.1 17.01.2022	pdf 2186.52 KB	
SNMP Communication (a500850)	1.1.0 20.02.2020	zip 3743.05 KB	
e!COCKPIT Application Note WagoSolEAP (a2019006)	2021-11-08 06.12.2021	pdf 659.32 KB	
e!COCKPIT Application Note WagoAppIOLink (a2019002)	2021-11-08 06.12.2021	pdf 569.23 KB	
e!COCKPIT Application Note WagoAppFuse (a2019001)	2021-11-08 06.12.2021	pdf 548.17 KB	
e!COCKPIT application note WagoAppJSON (a2019003)	2021-11-08 06.12.2021	pdf 516.17 KB	
e!COCKPIT Application Note WagoAppPower-Measurement	2021-11-08 06.12.2021	pdf 930.71 KB	

Application Note e!COCKPIT			
e!COCKPIT Application Note BACnet PFC	1.0.0 06.12.2021	pdf 3323.56 KB	
e!COCKPIT Application Note WagoSysDynamicIoMapping (a2019013)	1.0.2 06.12.2021	pdf 1631.42 KB	
e!COCKPIT Application Note WagoAppPower-Supply (a2019012)	1.1.1 06.12.2021	pdf 707.04 KB	
e!COCKPIT Application Note WagoAppSolenoid	1.0.1 06.12.2021	pdf 555.15 KB	
e!COCKPIT Application Note WagoAppStepper	1.0.1 06.12.2021	pdf 3306.34 KB	
e!COCKPIT AppNote GENIbus (a2021003)	1.0.1 06.12.2021	pdf 755.13 KB	
CODESYS 3 Anwendungshinweis WAGO Solution Builder (a2021012)	2021-12-06 06.12.2021	zip 2678.00 KB	
CODESYS 3 Anwendungshinweis Thies Wettersensoren (a2021014)	2021-12-06 06.12.2021	zip 924.51 KB	
CODESYS 3 Anwendungshinweis HLK BACnet Makros (a2021010)	1.3.0 27.02.2023	zip 67588.63 KB	
e!COCKPIT Application Note OPC UA Client (a2022001)	1.0.0 05.04.2022	zip 1336.65 KB	

Continued on next page

Application note, other			
openVPN with Linux based Devices (a500880)	1.1.1 04.08.2016	zip 31176.17 KB	
Application Note WAG-Oupload Packages (a2020007)	1.0.3 19.07.2024	zip 94031.91 KB	
Application Note WAGO Visualization Datalogger (a2022005)	20260622 29.06.2026	zip 5091.71 KB	

CAD/CAE-Data

CAD data
2D/3D Models 750-8212

CAE data
EPLAN Data Portal 750-8212
ZUKEN Portal 750-8212

Engineering-Software

Configuration and Commissioning Software			
WAGO Ethernet Settings			
(759-316) WAGO Ethernet Settings / Serie 750	06.18.01.01 02.09.2021	zip 26678.54 KB	
WAGOupload	1.16.1.0 02.02.2022	zip 12111.45 KB	

Runtime Software

Firmware			
Image Update (SD Karte) PFC100/200 für Codesys V2.3 u. E!cockpit	V 22 SP1 12.12.2022	zip 205815.20 KB	
PFC200, Firmware Update für CoDeSys V3.5	V 23 24.02.2023	zip 167985.38 KB	
WUP Update (WAGOuploadTool) PFC100/200 Codesys V2.3 u. E!cockpit	V 22 SP1 12.12.2022	zip 203580.70 KB	

Device Files

Device Driver			
KNX Interface Lighting Management	29.01.2018	zip 2.03 KB	

 Continued on next page

Libraries

Library			
Anbindung von RFID-Transpondern Fa. SICK RFU6xx		txt 0.00 KB	
WagoConfigToolLIB	1.0.0 08.10.2013	pdf 340.92 KB	
WagoLibLed	1.0.0	pdf 504.39 KB	
WagoLibNetSnmpManager	1.1.0	pdf 1090.83 KB	
WagoLibDiagnosticIDs	1.0.0	pdf 291.17 KB	
WagoLibCpuUsage	1.0.0	pdf 259.51 KB	
Library WagoLibCloud_02.lib	2.2.4 21.01.2020	zip 56.21 KB	
WAGO_Datalogger_02.lib	2.7 20.05.2020	zip 662.90 KB	
ModuleAccess_01.lib	1.8.7 27.01.2020	zip 2114.60 KB	

System Software

CODESYS V3.5	

1 Compatible Products

1.1 Product Expansions

1.1.1 Runtime software

Item No.: 2759-2283/211-1000
Runtime; BACnet; 300; M; Single License; Online activation

Item No.: 2759-2273/211-1000
Runtime; BACnet; 300; S; Single License; Online activation

Item No.: 2759-283/211-1000
Runtime; BACnet; 300; Single License; Online activation

Item No.: 2759-2293/211-1000
Runtime; DNP3 Master; M; Single License; Online activation

Item No.: 2759-2290/211-1000
Runtime; DNP3 Slave; Single License; Online activation

Item No.: 2759-293/211-1000
Runtime; IEC60870 Master; M; Single License; Online activation

Item No.: 2759-290/211-1000
Runtime; IEC60870 Slave; Single License; Online activation

Item No.: 2759-2243/211-1000
Runtime; IEC61850 Client; M; Single License; Online activation

Item No.: 2759-2240/211-1000
Runtime; IEC61850 Server; Single License; Online activation

Item No.: 2759-248/211-1000
Runtime; Multi Cloud Connectivity; Single License; Online activation

Item No.: 2759-247/211-1000
Runtime; Sparkplug; Single License; Online activation

 Continued on next page

1.2 Optional Accessories

1.2.1 Cables and connectors

1.2.1.1 Connector plug

Item No.: 750-979/000-011
Connector ETHERNET; RJ-45; Cat. 6A; angled; Code T568A; AWG 22; Strain relief

Item No.: 750-979/000-021
Connector ETHERNET; RJ-45; Cat. 6A; angled; Code T568A; AWG 24; Strain relief

Item No.: 750-979/000-012
Connector ETHERNET; RJ-45; Cat. 6A; angled; Code T568B; AWG 22; Strain relief

Item No.: 750-979/000-022
Connector ETHERNET; RJ-45; Cat. 6A; angled; Code T568B; AWG 24; Strain relief

Item No.: 750-977/000-011
Connector ETHERNET; RJ-45; Cat. 6A; straight; Code T568A; AWG 22

Item No.: 750-978/000-011
Connector ETHERNET; RJ-45; Cat. 6A; straight; Code T568A; AWG 22; Strain relief

Item No.: 750-977/000-021
Connector ETHERNET; RJ-45; Cat. 6A; straight; Code T568A; AWG 24

Item No.: 750-978/000-021
Connector ETHERNET; RJ-45; Cat. 6A; straight; Code T568A; AWG 24; Strain relief

Item No.: 750-977/000-012
Connector ETHERNET; RJ-45; Cat. 6A; straight; Code T568B; AWG 22

Item No.: 750-978/000-012
Connector ETHERNET; RJ-45; Cat. 6A; straight; Code T568B; AWG 22; Strain relief

Item No.: 750-977/000-022
Connector ETHERNET; RJ-45; Cat. 6A; straight; Code T568B; AWG 24

Item No.: 750-978/000-022
Connector ETHERNET; RJ-45; Cat. 6A; straight; Code T568B; AWG 24; Strain relief

Item No.: 750-975
ETHERNET RJ-45 connector, IP20; ETHERNET 10/100 Mbit/s; for field assembly

1.2.2 Communication

1.2.2.1 Communication cable

Item No.: 750-923
Configuration cable; USB connector; Length: 2.5 m

Item No.: 750-923/000-001
Configuration cable; USB connector; Length: 5 m

1.2.3 DIN-rail

1.2.3.1 Mounting accessories

Item No.: 210-196
Aluminum carrier rail; 35 x 8.2 mm; 1.6 mm thick; 2 m long; unslotted; similar to EN 60715; silver-colored

Item No.: 210-198
Copper carrier rail; 35 x 15 mm; 2.3 mm thick; 2 m long; unslotted; according to EN 60715; copper-colored

Item No.: 210-197
Steel carrier rail; 35 x 15 mm; 1.5 mm thick; 2 m long; slotted; similar to EN 60715; silver-colored

Item No.: 210-114
Steel carrier rail; 35 x 15 mm; 1.5 mm thick; 2 m long; unslotted; similar to EN 60715; silver-colored

Item No.: 210-118
Steel carrier rail; 35 x 15 mm; 2.3 mm thick; 2 m long; unslotted; according to EN 60715; silver-colored

Item No.: 210-115
Steel carrier rail; 35 x 7.5 mm; 1 mm thick; 2 m long; slotted; according to EN 60715; "Hole width 18 mm; silver-colored

Item No.: 210-112
Steel carrier rail; 35 x 7.5 mm; 1 mm thick; 2 m long; slotted; according to EN 60715; "Hole width 25 mm; silver-colored

Item No.: 210-113
Steel carrier rail; 35 x 7.5 mm; 1 mm thick; 2 m long; unslotted; according to EN 60715; silver-colored

Continued on next page

1.2.4 Marking

1.2.4.1 Group marker carrier

Item No.: 750-107
Group marker carrier

1.2.4.2 Marker

Item No.: 2009-145/000-006
Mini-WSB Inline; for Smart Printer; 1700 pieces on roll; stretchable 5 - 5.2 mm; plain; snap-on type; blue

Item No.: 2009-145/000-007
Mini-WSB Inline; for Smart Printer; 1700 pieces on roll; stretchable 5 - 5.2 mm; plain; snap-on type; gray

Item No.: 2009-145/000-023
Mini-WSB Inline; for Smart Printer; 1700 pieces on roll; stretchable 5 - 5.2 mm; plain; snap-on type; green

Item No.: 2009-145/000-012
Mini-WSB Inline; for Smart Printer; 1700 pieces on roll; stretchable 5 - 5.2 mm; plain; snap-on type; orange

Item No.: 2009-145/000-005
Mini-WSB Inline; for Smart Printer; 1700 pieces on roll; stretchable 5 - 5.2 mm; plain; snap-on type; red

Item No.: 2009-145/000-024
Mini-WSB Inline; for Smart Printer; 1700 pieces on roll; stretchable 5 - 5.2 mm; plain; snap-on type; violet

Item No.: 2009-145
Mini-WSB Inline; for Smart Printer; 1700 pieces on roll; stretchable 5 - 5.2 mm; plain; snap-on type; white

Item No.: 2009-145/000-002
Mini-WSB Inline; for Smart Printer; 1700 pieces on roll; stretchable 5 - 5.2 mm; plain; snap-on type; yellow

Item No.: 248-501/000-006
Mini-WSB marking card; as card; not stretchable; plain; snap-on type; blue

Item No.: 248-501/000-007
Mini-WSB marking card; as card; not stretchable; plain; snap-on type; gray

Item No.: 248-501/000-023
Mini-WSB marking card; as card; not stretchable; plain; snap-on type; green

Item No.: 248-501/000-017
Mini-WSB marking card; as card; not stretchable; plain; snap-on type; light green

Item No.: 248-501/000-012
Mini-WSB marking card; as card; not stretchable; plain; snap-on type; orange

Item No.: 248-501/000-005
Mini-WSB marking card; as card; not stretchable; plain; snap-on type; red

Item No.: 248-501/000-024
Mini-WSB marking card; as card; not stretchable; plain; snap-on type; violet

Item No.: 248-501
Mini-WSB marking card; as card; not stretchable; plain; snap-on type; white

Item No.: 248-501/000-002
Mini-WSB marking card; as card; not stretchable; plain; snap-on type; yellow

1.2.4.3 Marker carrier

Item No.: 750-103
Group marker carrier

1.2.5 Memory card

1.2.5.1 Memory card

Item No.: 758-879/000-2116
Memory Card SD; pSLC-NAND; 16 GB; Temperature range: -40 to 85°C

 Continued on next page

1.2.6 Shield termination

1.2.6.1 Shield clamping saddles

Item No.: 790-108
Shield clamping saddle; 11 mm wide; diameter of compatible conductor; 3 ... 8 mm

Item No.: 790-208
Shield clamping saddle; 12.4 mm wide; 3 ... 8 mm

Item No.: 790-116
Shield clamping saddle; 19 mm wide; diameter of compatible conductor; 7 ... 16 mm

Item No.: 790-216
Shield clamping saddle; 21.8 mm wide; 6 ... 16 mm

Item No.: 790-124
Shield clamping saddle; 27 mm wide; diameter of compatible conductor; 6 ... 24 mm

Item No.: 790-220
Shield clamping saddle; 30 mm wide; 6 ... 20 mm

Item No.: 790-140
Shield clamping saddle; diameter of compatible conductor

1.2.7 Software

1.2.7.1 Software Application

Item No.: 2759-206/261-1000
Application Energy Data Management; Single License; Online activation

Item No.: 2759-2110/261-1000
Application flexROOM; Single License; Online activation

Item No.: 2759-2015/261-1000
Application Grid Gateway; Operator; Single License; Online activation

Item No.: 2759-204/261-1000
Application Lighting Management; Single License; Online activation

Item No.: 2759-241/261-1000
Application Weather Station; Single License; Online activation

Item No.: 2759-245/211-1000
Library Controller Redundancy Master; Single License; Online activation

Item No.: 2759-203/211-1000
Library Power Plant Control; VDE-AR-N 4110 / 4120; unlimited; Single License; Online activation

Item No.: 2759-207/271-1000
Visualization Energy Data Management; Single License; Online activation

Item No.: 2759-2103/271-1000
Visualization Lighting Management; L; Single License; Online activation

Item No.: 2759-2102/271-1000
Visualization Lighting Management; M; Single License; Online activation

Item No.: 2759-2101/271-1000
Visualization Lighting Management; S; Single License; Online activation

1.2.8 System enclosure

1.2.8.1 System enclosure

Item No.: 850-825
IP65 enclosure; Aluminium (RAL 7032); WxHxD (160x100x160 mm); 9 x M12, 4 x M20

Item No.: 850-826
IP65 enclosure; Aluminium (RAL 7032); WxHxD (240x100x160 mm); 4 x M20, 4 x M16, 14 x M12 cable grip

Item No.: 850-827
IP65 enclosure; Aluminium (RAL 7032); WxHxD (320x100x160 mm); 4 x M20, 8 x M16, 17 x M12 cable grip

Item No.: 850-828
IP65 enclosure; Aluminium (RAL 7032); WxHxD (480x100x160 mm); 4 x M20, 10 x M16, 35 x M12 cable grip

Item No.: 850-826/002-000
IP65 enclosure; Aluminium (RAL 7035); WxHxD (240x100x160 mm); 4 x M20, 4 x M16, 14 x M12 cable grip

Item No.: 850-827/002-000
IP65 enclosure; Aluminium (RAL 7035); WxHxD (320x100x160 mm); 4 x M20, 8 x M16, 17 x M12 cable grip

Item No.: 850-828/002-000
IP65 enclosure; Aluminium (RAL 7035); WxHxD (480x100x160 mm); 4 x M20, 10 x M16, 35 x M12 cable grip

Item No.: 850-834
IP65 enclosure; Polyester (RAL 7032); WxHxD (164x100x164 mm); 9 x M12, 4 x M20

Item No.: 850-835
IP65 enclosure; Polyester (RAL 7032); WxHxD (244x100x164 mm); 4 x M20, 4 x M16, 14 x M12 cable grip

Item No.: 850-836
IP65 enclosure; Polyester (RAL 7032); WxHxD (324x100x164 mm); 4 x M20, 8 x M16, 17 x M12 cable grip

Item No.: 850-814/002-000
IP65 enclosure; Sheet steel (RAL 7035); WxHxD (200x120x200 mm); without flange plate

Item No.: 850-815/002-000
IP65 enclosure; Sheet steel (RAL 7035); WxHxD (300x120x200 mm); without flange plate

Item No.: 850-816/002-000
IP65 enclosure; Sheet steel (RAL 7035); WxHxD (400x120x200 mm); without flange plate

Item No.: 850-817/002-000
IP65 enclosure; Sheet steel (RAL 7035); WxHxD (600x120x200 mm); without flange plate

Continued on next page