Data Sheet | Item Number: 289-725

Interface module; with solder pin; Female connector; 9-pole; Double-deck PCB terminal blocks; in mounting carrier; Mating connector for solder connection; 2,50 mm²

https://www.wago.com/289-725



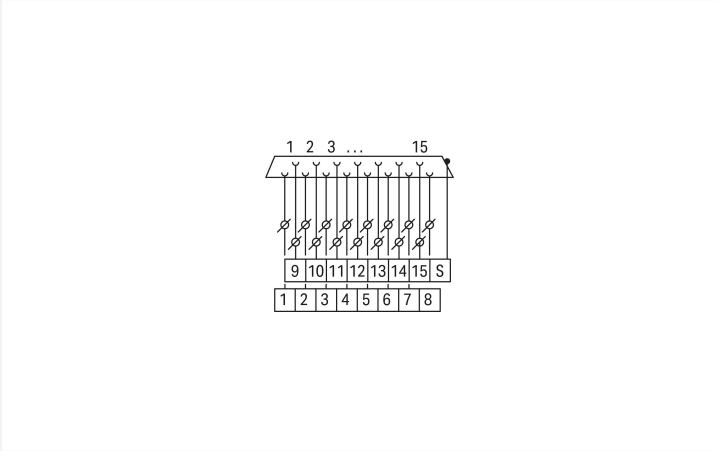

Notes

Safety Information	**Notice!** Accessible live parts! Protection against accidental contact must be provided by the system installer, e.g., using a WAGO 709 Series Cover (see "Accessories") or a similar cover. The installation guidelines must be followed for each specific application.
Note	One solder terminal per pole is available for testing and patching (except for shield contact).

Electrical data

Operating voltage	≤ 30 VAC; ≤ 50 VDC
Nominal current	2 A
Contact resistance (max.)	30 mΩ
Specialty functions	With solder pin With shield connection

Safety and protection

Rated Voltage	50 V
Pollution degree	2
Protection type	IP00
Dielectric strength (channel/channel) (AC, 1 min.)	1.3 kVrms
Insulation type	Functional insulation

Connection Data

Performance level	2 / 200 mating cycles
Strain relief	UNC 4-40 stud bolt

Connection 1

Pluggable connector	D-subminiature female connector
Pole number 1	9
Connection type	System
Note (conductor cross-section)	12 AWG: THHN, THWN
Mating direction	vertical

Continued on next page

Connection 2	
Design	PCB terminal blocks (double-deck)
Pole number	10
Connection type	Field
Connection technology	CAGE CLAMP®
WAGO connector	WAGO 736 Series
Solid conductor	0.08 … 2.5 mm² / 28 … 12 AWG
Fine-stranded conductor	0.08 … 2.5 mm² / 28 … 12 AWG
Strip length	5 … 6 mm / 0.2 … 0.24 inches

Physical data	
Width	33.5 mm / 1.319 inches
Height	85 mm / 3.346 inches
Depth from upper-edge of DIN-rail	48 mm / 1.89 inches

Mechanical data	
Mounting type	DIN-35 rail
Housing design	Mounting carrier

Material data	
Contact material (connector)	Au over Ni
Fire load	0.536 MJ
Weight	50.9 g

Environmental requirements	
Ambient temperature (operation)	-20 … +50 °C
Ambient temperature (storage)	-40 … +70 °C
Relative humidity	≤ 85 % (non-condensing)

Standards and Specifications	
Standards/specifications	EN 61010-2-201

Commercial data	
Product Group	6 (INTERFACE ELECTRONIC)
PU (SPU)	8 (1) pcs
Packaging type	Box
Country of origin	DE
GTIN	4045454371227
Customs tariff number	85366990990

 Continued on next page

Product Classification

UNSPSC	39121421
eCl@ss 10.0	27-14-11-52
eCl@ss 9.0	27-14-11-52
ETIM 9.0	EC002780
ETIM 10.0	EC002780
ECCN	NO US CLASSIFICATION

Environmental Product Compliance

RoHS Compliance Status	Compliant,With Exemption
RoHS Exemption	6(c) 7(a) 7(c)-I 7(c)-II
SCIP notification number (Austria)	a1c979d0-7c2c-4a0a-9a12-e7de467e4d80
SCIP notification number (Belgium)	73a3e206-15bc-4ec0-ab0e-676e8c2c9f32
SCIP notification number (Bulgaria)	16be40d4-c9cf-4b86-a737-4b7774a8026c
SCIP notification number (Czech Republic)	893ceba5-bede-4281-b096-858f1302c88e
SCIP notification number (Denmark)	95219cac-224e-4002-bc18-e86800609176
SCIP notification number (Finland)	bac88b6b-f458-405f-9ee2-e8415f7d00ae
SCIP notification number (France)	23c555c5-d4b4-461a-9e14-7d5268768377
SCIP notification number (Germany)	a799dc4c-a9dd-4f40-a998-48918b8b4411
SCIP notification number (Hungary)	f18314c4-adc0-464b-9475-67cc096446eb
SCIP notification number (Italy)	1c34d755-b188-452c-9a33-2eae8a52ac64
SCIP notification number (Netherlands)	fc83c792-aad5-42cc-bf5b-abc18fe536cf
SCIP notification number (Poland)	e77e6278-1e75-47e2-becc-1f5e5cf2d60c
SCIP notification number (Romania)	5739de6d-e3a8-4afa-a24d-09260754f306
SCIP notification number (Sweden)	6385a8bd-0ba7-48b3-83cc-d6684e57e41e

Downloads

Environmental Product Compliance

Compliance Search

Environmental Product Compliance 289-725

Documentation

Bid Text

289-725	19.02.2019	xml 3.70 KB	
289-725	09.02.2015	doc 27.00 KB	

Instruction Leaflet

Operation and Assembly Instructions Interface	V 1.0.0 02.04.2025	pdf 1246.19 KB	

Continued on next page

CAD/CAE-Data

CAD data	CAE data
2D/3D Models 289-725	EPLAN Data Portal 289-725
	WSCAD Universe 289-725
	ZUKEN Portal 289-725

1 Compatible Products

1.1 Optional Accessories

1.1.1 Installation

1.1.1.1 Cover

Item No.: 709-153
Cover; Type 1; suitable for cover carrier, type 1; 1 m long; transparent

1.1.1.2 Cover carrier

Item No.: 709-167
Cover carrier; Type 1; incl. fixing/retaining screws and knurled nut; suitable for 279 to 282 and 880 Series rail-mounted terminal blocks; suitable for 264 Series miniature rail-mounted terminal blocks; suitable for 270 Series sensor and actuator terminal blocks; gray

1.1.2 Marking

1.1.2.1 Marking strip

Item No.: 709-196
Marking strips; for laser printer; translucent

Item No.: 709-177
Marking strips; on reel; 7.5 mm wide; not stretchable; plain; snap-on type; translucent

Item No.: 709-178
Marking strips; on reel; 7.5 mm wide; not stretchable; plain; snap-on type; white

1.1.3 Tool

1.1.3.1 Operating tool

Item No.: 210-720
Operating tool; Blade: 3.5 x 0.5 mm; with a partially insulated shaft; multicoloured

Continued on next page

Installation Notes

Conductor termination



Conductor termination – screwdriver actuation parallel to conductor entry



Conductor termination – screwdriver actuation perpendicular to conductor entry

Installation



Snapping a module onto DIN-rail.



Removing a module from the DIN-rail.