Data Sheet | Item Number: 286-376

Relay module; Nominal input voltage: 24 VDC; 1 make contact; Limiting continuous current: 5 A; for switching higher DC loads; Red status indicator; Module width: 15 mm; gray

https://www.wago.com/286-376

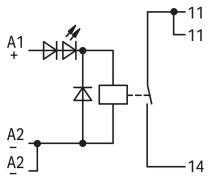

Color: gray



Technical data

Control circuit

Nominal input voltage U_N	24 VDC
Input voltage range	±10 %
Nominal input current at U_N	20 mA

Load circuit

Number of make/switch-on contacts	1
Contact material (relay)	AgNi 0.15
Limiting continuous current	5 A
Inrush current (resistive) max.	(AC) 14 A / 4 s
Switching Voltage, Max.	250 VAC
Recommended minimum load	12 V / 10 mA
Pull-in time (typ.)	9 ms
Drop-out time (typ.)	3 ms
Bounce time (typ.)	5 ms
Electrical life (NO; resistive load; 23 °C)	300 x 10^3 switching operations
Mechanical life	20 x 10^6 switching operations

Continued on next page

Safety and protection

Rated Voltage	250 V
Rated impulse withstand voltage	4 kV
Pollution degree	2
Dielectric strength (control/load circuit) (AC, 1 min)	4 kVrms
Dielectric strength (open contact) (AC, 1 min)	2 kVrms
Protection type	IP20

Physical data

Width	15 mm / 0.591 inches
Height	52 mm / 2.047 inches
Depth from upper-edge of DIN-rail	82.5 mm / 3.248 inches
Note (dimensions)	Depth including carrier terminal block

Mechanical data

Mounting type	Pluggable module for receptacle terminal blocks

Material data

Note (material data)	Information on material specifications can be found here
Color	gray
Fire load	0.294 MJ
Weight	35 g

Environmental requirements

Ambient temperature (operation at U_N)	-25 … +40 °C
Ambient temperature (storage)	-25 … +70 °C
Processing temperature	-25 … +50 °C
Relative humidity	5 … 75 % (no condensation permissible)
Operating altitude (max.)	2000 m

Standards and Specifications

Standards/specifications	EN 60664-1

Commercial data

Product Group	6 (INTERFACE ELECTRONIC)
PU (SPU)	15 (1) pcs
Packaging type	Box
Country of origin	DE
GTIN	4045454717933
Customs tariff number	85364900990

 Continued on next page

Product Classification

UNSPSC	39122334
eCl@ss 10.0	27-37-16-01
eCl@ss 9.0	27-37-16-01
ETIM 9.0	EC001437
ETIM 10.0	EC001437
ECCN	NO US CLASSIFICATION

Environmental Product Compliance

RoHS Compliance Status	Compliant,No Exemption
SCIP notification number (Austria)	4e1b4055-087c-4a3e-a9b1-afd880260309
SCIP notification number (Belgium)	33ce7bf4-2953-415e-9186-5ca4420f92ec
SCIP notification number (Bulgaria)	8f319067-9720-478a-9c06-c50b07b70984
SCIP notification number (Czech Republic)	3ef3497e-cbd1-4e3a-bed8-fe75a0248b1a
SCIP notification number (Denmark)	3011ca5f-1460-4e28-bc07-35f1070f6701
SCIP notification number (Finland)	1f613a0d-fc6e-4a24-9a74-9bedc14f4723
SCIP notification number (France)	04efb98f-51fa-4dfe-910b-fea11c70ec5a
SCIP notification number (Germany)	95fbef6a-c12e-4c2e-8a12-66539cb00174
SCIP notification number (Hungary)	aae64928-f965-4f7d-8d63-72bb39003c29
SCIP notification number (Italy)	0958961e-145f-44e1-b468-f95d2b516c84
SCIP notification number (Netherlands)	23aa201b-3a44-4b32-a0ee-ff7033d3a087
SCIP notification number (Poland)	272cdb20-48f0-45ab-9316-f2735fd45288
SCIP notification number (Romania)	593db507-7110-4ab2-93a0-ae07b116c5e2
SCIP notification number (Sweden)	5695db05-064f-440b-a913-517b1a1ca8a2

Approvals / Certificates

General approvals

Approval	Standard	Certificate Name
EAC GZO Almaty Standart	TP TC 004/2011	EAC CoC 03078

Downloads

Environmental Product Compliance

Compliance Search

Environmental Product Compliance 286-376

Continued on next page

Documentation

Bid Text

286-376	19.02.2019	xml 3.75 KB	
286-376	26.03.2015	doc 28.00 KB	

Instruction Leaflet

Operation and Assembly Instructions Interface	V 1.0.0 02.04.2025	pdf 1246.19 KB	

CAD/CAE-Data

CAE data

WSCAD Universe
286-376

1 Compatible Products

1.1 Optional Accessories

1.1.1 Marking

1.1.1.1 Marker

Item No.: 209-701
WSB marking card; as card; not stretchable; plain; snap-on type; white

1.1.2 Terminal blocks

1.1.2.1 Terminal block for pluggable modules

Item No.: 280-619
Terminal block for pluggable modules; 6-pole; with 2-conductor terminal blocks; with orange separator; for DIN-rail 35 x 15 and 35 x 7.5; 2.5 mm²; CAGE CLAMP®; 2,50 mm²; gray

Item No.: 280-763
Terminal block for pluggable modules; 6-pole; with 4-conductor terminal blocks; with marker carrier; with orange separator; for DIN-rail 35 x 15 and 35 x 7.5; 2.5 mm²; CAGE CLAMP®; 2,50 mm²; gray

Item No.: 280-609
Terminal block for pluggable modules; 6-pole; with 4-conductor terminal blocks; with orange separator; for DIN-rail 35 x 15 and 35 x 7.5; 2.5 mm²; CAGE CLAMP®; 2,50 mm²; gray

Installation Notes

Installation



Coding ensures correct polarity.



Pluggable electronic modules on 2- or 4-conductor carrier terminal blocks

Continued on next page

Marking



Marking via WMB Multi Marking System.

Testing

Function testing via touch-proof test slots