Data Sheet | Item Number: 2002-410/000-005

Jumper; 10-way; insulated; red

https://www.wago.com/2002-410/000-005





Color: ■ red

Technical data	
Number of spacings	10 -times

Electrical data	
Rated current	25 A

Physical data	
Width	50.4 mm / 1.984 inches
Height	4.1 mm / 0.161 inches
Depth	19 mm / 0.748 inches

Continued on next page

Material data

Color	red
Fire load	0.032 MJ
Weight	5 g

Commercial data

PU (SPU)	25 pcs
Packaging type	Bag
Country of origin	DE
GTIN	4055143690508
Customs tariff number	85366990990

Product Classification

UNSPSC	39121421
eCl@ss 10.0	27-14-11-40
eCl@ss 9.0	27-14-11-40
ETIM 9.0	EC000489
ETIM 10.0	EC000489
ECCN	NO US CLASSIFICATION

Environmental Product Compliance

RoHS Compliance Status	Compliant,No Exemption

Environmental requirements

Environmental Testing

Test specification: Railway applications – Rolling stock – Electronic equipment	DIN EN 50155 (VDE 0115-200):2022-06
Test procedure: Railway applications – Rolling stock equipment – Vibration and shock tests	DIN EN 61373 (VDE 0115-0106):2011-04
Spectrum/Mounting location	Service life test, Category 1, Class A/B
Functional test with noise-like oscillations	Test passed according to Section 8 of the standard
Frequency	f_1 = 5 Hz to f_2 = 150 Hz
Acceleration	0.101g (highest test level used for all axes)
Test duration per axis	10 min.
Test directions	X, Y and Z axes
Monitoring of contact faults and interruptions	Passed
Voltage drop measurement before and after each axis	Passed
Simulated service life test through increased levels of noise-like oscillations	Test passed according to Section 9 of the standard
Frequency	f_1 = 5 Hz to f_2 = 150 Hz
Acceleration	0.572g (highest test level used for all axes)
Test duration per axis	5 h
Test directions	X, Y and Z axes
Extended testing: Monitoring of contact faults and interruptions	Passed
Extended testing: Voltage drop measurement before and after each axis	Passed
Shock test	Test passed according to Section 10 of the standard

Environmental Testing

Shock pulse form	Half sine
Acceleration	5g (highest test level used for all axes)
Shock duration	30 ms
Number of shocks (per axis)	3 pos. und 3 neg.
Test directions	X, Y and Z axes
Extended testing: Monitoring of contact faults and interruptions	Passed
Extended testing: Voltage drop measurement before and after each axis	Passed
Vibration and shock stress for rolling stock equipment	Passed

Continued on next page

Approvals / Certificates

Declarations of conformity and manufacturer's declarations

Approval	Standard	Certificate Name
Railway WAGO GmbH & Co. KG	-	Railway Ready

Downloads

Environmental Product Compliance

Compliance Search

Environmental Product Compliance
2002-410/000-005

Documentation

Bid Text

2002-410/000-005	19.02.2019	xml 2.52 KB	
2002-410/000-005	27.04.2017	doc 23.50 KB	

CAD/CAE-Data

CAD data

2D/3D Models
2002-410/000-005

CAE data

EPLAN Data Portal
2002-410/000-005

WSCAD Universe
2002-410/000-005

ZUKEN Portal
2002-410/000-005

Installation Notes

Commoning



For example, colored push-in type jumper bars are used with sensor terminal blocks.